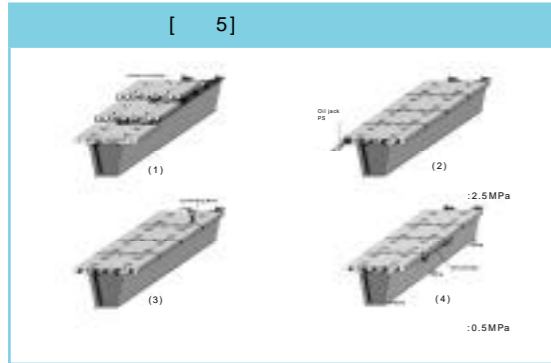


Technical Report

(3). 가
0.5MPa (4).



2.3.

< 1 >		
	(MPa)	(GPa)
	48.6 (28)	30.0
()	48.5 (7)	36.0
()	47.2 (7)	36.0

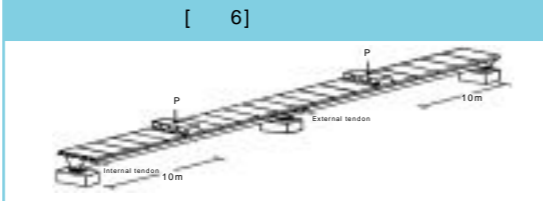
< 2 >		
	(MPa)	(MPa)
(SS400)	240	410~520
Stud(16mm)	-	450
Tendon (Internal & External)	Ap= 138.7mm ² , =231kN, Ep= 190GPa	= 196kN

2.4. 350 가 Loading Frame [6]

0 2 가 , 60

60 2 가 가

LVDT

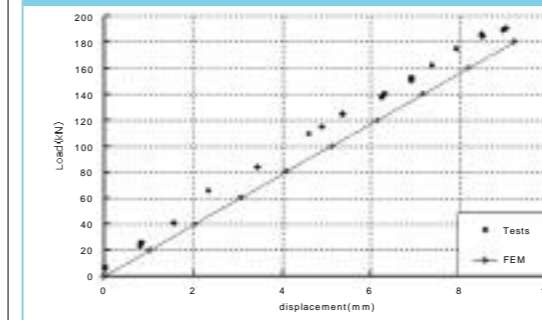


3. _____

3.1

. [7] 180kN
8 solid ,
4 shell
(rigid link) [8]

[7] -



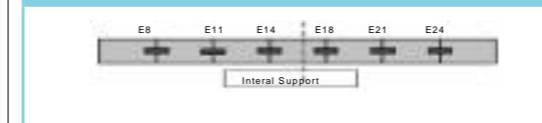
[8]



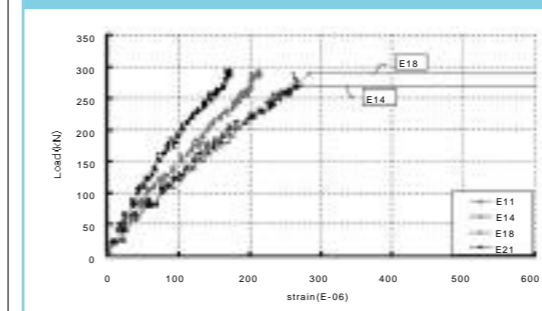
3.2 가

가 , [10]
E14, 18 [9] 가
274kN 가 .

[9]



[10] -



가
[11] . [11]

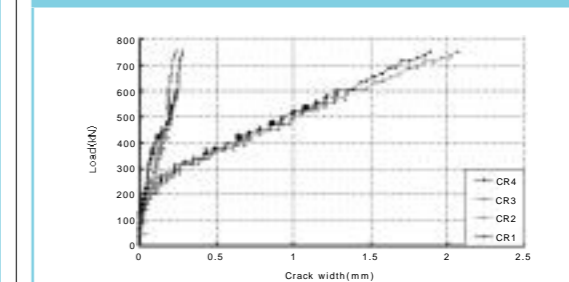
[11] (kN)



[11] (CR1~4)
[12]
CR3 CR4 220kN
가 , 가

가
(CR1, 2) 가

[12] -



Technical Report

< 3>

가

가

가

4

193kN

165kN

1.42 , 1.66

가

< 3>

	274 kN
	193 (290*) kN
	165 kN
Ratio (./ .)	1.419 (0.95*)
Ratio (./ .)	1.66
*	(2MPa)

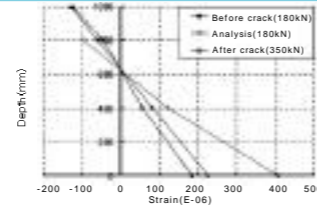
[13]

[13(a)],

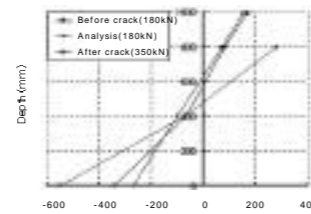
가

[13(b)],

[13]



(a)

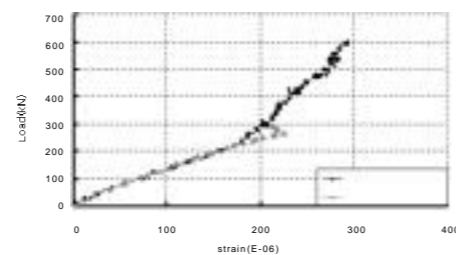


(b)

[14]

가

[14]



4.

4.1

3

AASHTO LRFD

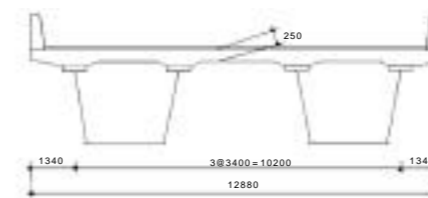
25cm,

12.8m 3


14

DL-24

[15] LRFD 3



(a)



(b)

DL-24

DIANA


16]

(rigid link)

가

3 [15(b)]

[16]



4.2

2

2

80mm

0.8N/m

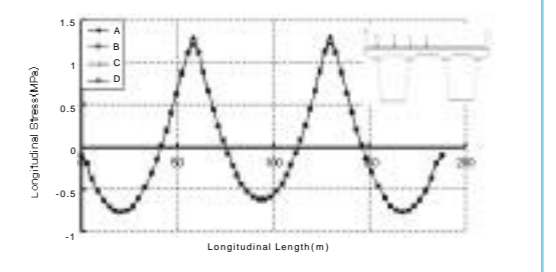
16

.2

1.3MPa

가

[17]



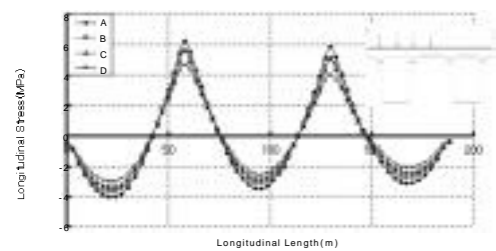
[18]

DL-24

6.2MPa 가

Technical Report

[18]



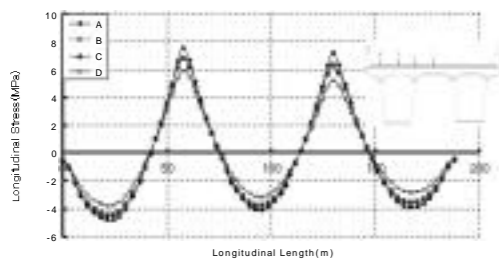
[17] 18

[19]

7.5MPa

가

[19] +



[120]

PT1

가

PT2가

[20]



PT1 =

PT2 = PT1 +

가

[3]

< 4 >

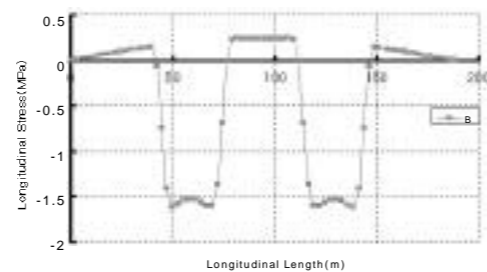
[21]

[22]

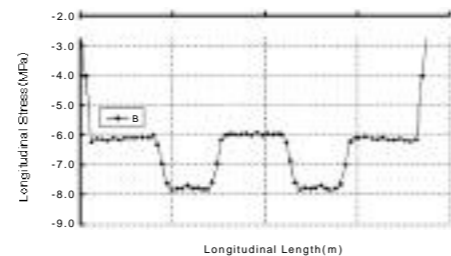
가

7.8MPa

[21]



[22]



< 4 >

	PS		PS
	1323.9	133.38	12
	1875.5	202.92	4

5.

가

(1)

가

(2)

(3)

가

(4)

가

(2000)

()

(1998)."

'96 2

AASHTO LRFD Bridge Design Specifications (1998)

C-S. Shim, J-H. Kim, C-H. Chung, and Sung-Pil Chang (2000), The Behavior of Shear Connection in Composite Beam with Full-Depth Precast Slab, Proc. Instn Civ. Engrs, Structures and Buildings, Feb., Vol.140, pp.101-110.

C.S.Shim, P.G.Lee, S.P.Chang(2001), Design of shear connection in composite steel and concrete bridges with precast decks, Journal of Constructional Steel Research, 57, pp.203-219.

C.S.Shim, P.G.Lee, H.K.Ryu, S.P.Chang(2001) "Experiments on Continuous Composite Beams with Precast Decks", Proceedings of the 8th East Asia-Pacific Conference on Structural engineering & construction

Chang, S. -P., Shim, C. -S. (2001) Continuous Composite Bridges with Precast Decks, Steel Structures, pp.123-132.

Chang, S. -P., Shim, C. -S., Ryu, H.-K.(2002) Application of Precast Decks to Continuous Composite Bridges, 6th International Conference on Short & Medium Bridges, pp.457-464.

DIANA User's Manual Release 7 (1997), TNO Building and Construction Research

EUROCODE 4(1992) Design of composite steel and concrete structures- Part 1-1: General rules and rules for buildings

] Issa, M. A., etc. (1995), "Field Performance of Full Depth Precast Concrete Panels in Bridge Deck Reconstruction," PCI Journal, V. 40, No. 3, May-June, pp. 82-108.

] S.P.Chang, C.S.Shim, S.G.Youn, C.H.Chung(2001), "Serviceability Design of Transverse Joints in Precast Deck Bridges," CONSEC01(Third International Conference on Concrete under Severe Conditions Environment and Loading), June, pp. 281-286